

Quote Request Form

Project Name _____

Customer Name _____

Customer Address _____

Phone _____

Fax _____

E-Mail _____

How did you hear about us? Please be as specific as possible.

Project Timeline _____

Railing Infill Options

- 1/8" Horizontal Cable
- 1/8" Vertical Cable
- Glass
- Picket

Railing Height

- 36"
- 38"
- 42"
- Custom

Foot Rail

- Yes
- No

Foot Rail Bottom Cover

- Yes
- No

Post Attachment Options

- Surface (Base) Mount
- Fascia Mount
- Fascia Bracket Mount
- Stanchion Mount
- Core Mount

Mounting Surface

- Concrete Slab
- Wood
- Composite over Wood
- Other

Deck Fascia Size

- 2" x 6"
- 2" x 8"
- 2" x 10"
- 2" x 12"

Drawings/Documents (If Required)

- Project Specific Submittal Drawings
- Project Specific Structural Engineering

Project Location

- Inland
 - Coastal (Salt Water)
- Distance from water _____

Accessories

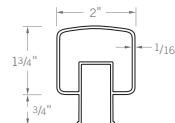
- LED Lights
- Can Lights
- Single Gate
- Double Gate
- Applied Grab Rail
- Grommeted Posts

Phone: 800-888-2418

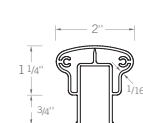
Fax: 510-893-9484

Email: sales@feeneyinc.com

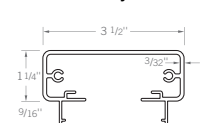
Cap Rail Options



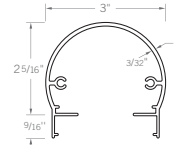
Series 100 Cap



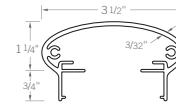
Series 150 Cap (Graspable for Stairs)



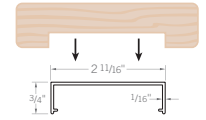
Series 200 Cap



Series 300 Cap



Series 350 Cap

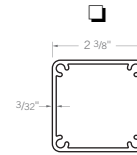


Series 400 Cap

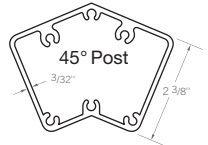
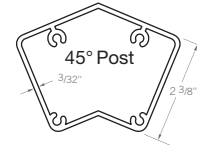
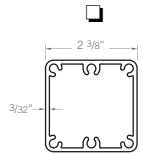
Color Options (Representation Only)

- | | |
|---------------------------------|---------------------------------------|
| <input type="checkbox"/> White | <input type="checkbox"/> Green |
| <input type="checkbox"/> Gray | <input type="checkbox"/> Cream |
| <input type="checkbox"/> Taupe | <input type="checkbox"/> Bronze Matte |
| <input type="checkbox"/> Silver | <input type="checkbox"/> Black Matte |

Standard Posts



*Heavy Duty Posts



*Heavy duty style for surface mounted commercial railings

Sketch Area